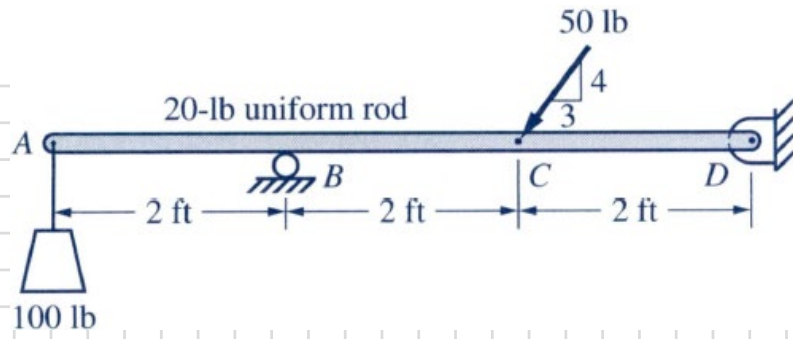


3-7

Draw the free-body diagram of the beam in Fig. P3-7.

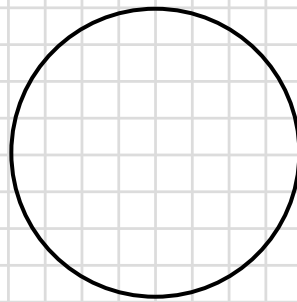
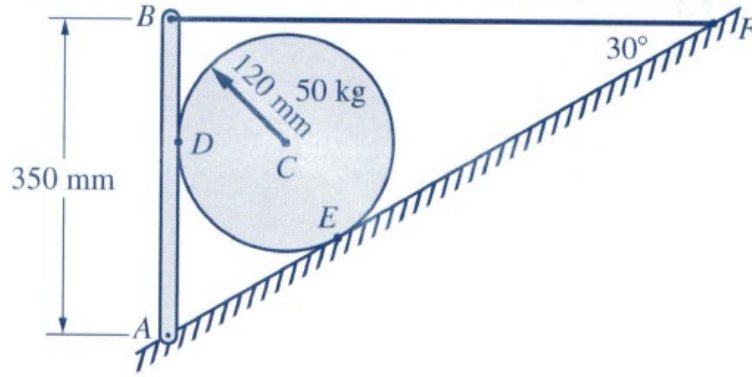
Solution.



3-8

Draw separate free-body diagrams of the 50-kg homogeneous cylinder and the rod AB in Fig. P3-8. Neglect the weights of the rod and the cable and assume that all contact surfaces are smooth.

Solution.



3-9

Draw separate free-body diagrams of beams AB and CD in Fig. P3-9. Assume that the weights of the beams are negligible.

Solution.

